

# EDU HUB TIMES



...for creative minds

# HAPPY CHILDREN'S DAY



## Happy Guruparv



Click and mail contest pages, your art work, poems, projects, etc., to [magazine@eduhubpub.com](mailto:magazine@eduhubpub.com)



**EDU HUB  
PUBLISHING CO.**

(A Unit of Jiwan BOOKS International Pvt. Ltd.)

## In this Issue

SMART SKILLS 3

STORY TIME 4

GREAT AUTHORS 7

AMAZING FACTS 8

CELEBRATIONS 10

PUZZLE TIME 12

RHYME TIME 14

LANGUAGE FUN 15

COOL COLOURS 16

MATH MAGIC 18

COLOUR CONTEST 20

EDU HUB TIMES COVERAGE 22



### Inbox

**Ms. Anuradha Govind**  
Principal  
J. M. International  
School, Dwarka

December has arrived & we are on the verge of bidding good-bye to 2017 & say Hi! to 2018. This is the time when we must look back, review, introspect and reflect upon the entire year & must think and analyze as to how to make it better in the year to come.

In the previous month, the concern of the entire nation had been the safety of children. It undoubtedly has to be the part of the vision and mission, to create a caring school where children feel safe, supported and connected.

A positive school environment results into improved academic and social outcomes for students, and an improved environment for staff, which can be cultivated on the foundation of positive and caring relationships among students, school staff, parents & associates. Together they form a caring school community that reflects values such as hospitality, respect, caring, fairness and tolerance.

Let's ring into 2018 wishing the learning environment to be welcoming, caring, respectful and safe for all our children because when students feel like they belong, it encourages them to stay in school to learn and succeed.

Keep reading, thinking & making a difference!

# EDU HUB TIMES


...for creative minds

## CREATIVE TEAM

**Publisher & Owner:** Bharat Rai Mediratta, **Printer:** Cambridge Printing Work (B-85, Naraina Industrial Area, Phase-2, New Delhi-110028) and **Published at:** C-170, Naraina Industrial Area, Phase-I, New Delhi-110028, **Editor:** Nidhi Kundra

*Customer Care/Subscriptions*  
magazine@eduhubpub.com  
+91 95550 88888  
+91 9654 003 003



**EDU HUB TIMES** is now available@  
  
MAGZTER  
DIGITAL NEWSSTAND  
TAP • READ • ENJOY

Disclaimer: The submission of articles, photographs and other material to EH Times is done at the risk of the sender. EH Times does not accept liability for any loss or damage. Readers are advised to check the credentials of advertisers before making any purchase. All entries for the contests must reach before the mentioned date, no entries will be entertained after that, whatsoever.

©All copyrights rest with the publisher.



## EDU HUB AR

1. Download Edu Hub AR app ( .
2. Search Edu Hub Times (*month*) for this issue.
3. Scan the pages with  on them. Download and play.

# Smart skills


## Let Us Be Eco - Friendly



Look carefully at the actions in the pictures. Put a (✓) if the action is eco - friendly and put a (X) if it is not.




# Story Time



## A FOOLISH FOX

A small river flowed through a thick forest. In the river, lived a tortoise with his friends.

Many a times, he would come out of the river for a stroll on the bank. A fox, who considered himself very clever, was walking along the bank of the river in search of food. He saw the tortoise and his friends on a leisure walk. He was delighted



at the thought of the meal and so he tip-toed towards the tortoises, waiting for an opportune moment to pounce upon one of them. Suddenly, he sneezed. This alarmed the tortoises and they turned around. Looking at the fox, they hurried back into the river but the little tortoise could not speed up and was left alone. He had failed to take notice of the fox and wondered the reason for the panic.

In an instant, the fox pounced upon the tortoise and caught him. He began to struggle to eat the tortoise, but the tortoise pulled himself into his shell. The fox tried his best to



break the hard shell of the tortoise but he could not.

The tortoise had an idea. He said, "Dear fox! I have a hard shell which will not break so easily. So, I request you to put me back into the water. When the shell is soaked in water for some time, it will become very soft. Then it will be easy for you to eat me up."

The fox liked the idea and he pushed the tortoise into the water. The tortoise swam to the middle of the river and called out to the fox, "Hey fox! No doubt you are very clever but remember, you are not the only one."

**Moral : Never be overconfident of yourself.**

**Answer the following questions based on the story.**

1. Who lived in the river?

---

2. What were the tortoise and his friends doing?

---

3. What did the tortoise's friends see?

---

4. What did the tortoise say after reaching the middle of the river?

---



# Great Authors...


Identify and name these famous children book authors.



a.




b.



c.



d.



e.



f.



g.

Answers: a. Hans Christian Andersen, b. Enid Blyton, c. Roald Dahl, d. J. K. Rowling, e. Rudyard Kipling, f. Jonathan Swift, g. Carolyn Keene

# Amazing Facts

## Why do camels have humps?

A camel's hump is its own built-in food cupboard. By living off the fat stored in its hump, a camel can go for as long as two weeks without eating. Camels need their humps because they live in deserts, where food and water are hard to find.



## Why do elephants have trunks?

An elephant's trunk is a helpful tool. It can be used to pull down leaves and branches to eat. It also makes a good hose. Elephants can squirt dust or water over themselves to keep cool.

- Elephants say 'hello' to friends by shaking trunks with them.



- An elephant's trunk is a bit like a hand. Using its tip, an elephant can pick up something as small as a button.






- Arabian camels have one hump.



- Bactrian camels have two humps.

- A thirsty camel can drink ten buckets of water in just 10 minutes.



## Why do giraffes have long necks?

A giraffe's long neck makes it tall enough to eat the leaves at the top of the trees. Other animals cannot reach as high, so the giraffe has lots to eat.



- A giraffe's tongue is half a metre long!



# Celebrations



Pandit Jawaharlal Nehru was the first Prime Minister of independent India. He always celebrated his birthday with children. For this reason we celebrate it as Children's Day. Check out newspapers for Children's Day celebrations and make a picture collage of the same.



**Happy CHILDREN'S Day**

# GURUPARV

Look at the picture collage given below and write five lines to explain how we celebrate Guruparv.



---

---

---

---


---

---


---

# PUZZLE TIME

Colour the dotted areas BLUE to find out who is hiding in the puzzle.



Fill up the crossword puzzle with the different flavours of ice creams.



# Rhyme TIME

## Bird Songs



Oh, there's music in the forests  
And there's music in the glen  
As the birds are warbling greetings  
To the spring that's come again

All their piping is so merry  
That the woodland seems to ring  
With the praises of the birdsongs  
For the coming of the spring

Join the joyous woodland chorus  
And raise your voice in cheer  
Join the birdsongs in Thanksgiving  
For the springtime of the year



# LANGUAGE FUN

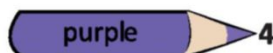


Give a name to the collection of nouns given below.



# COOL COLOURS



Use the colour codes to fill colours in the image below.






# COOL COLOURS



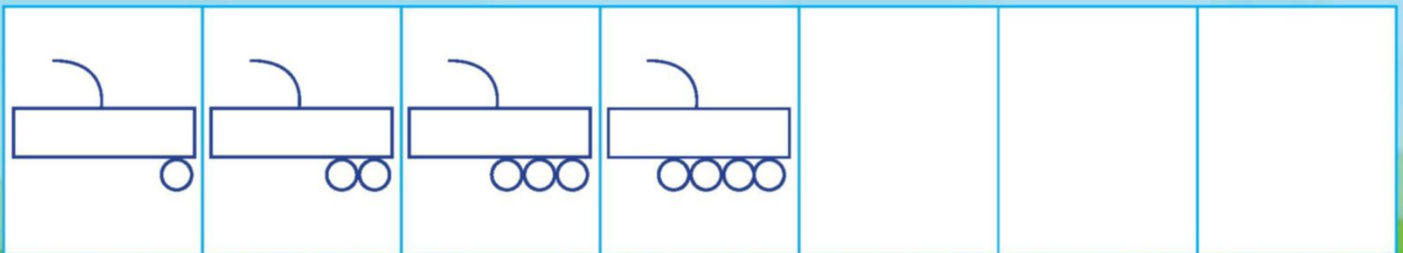

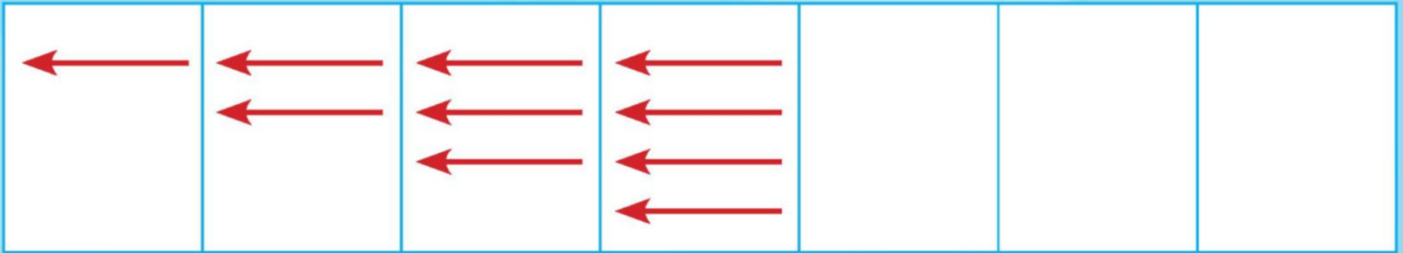
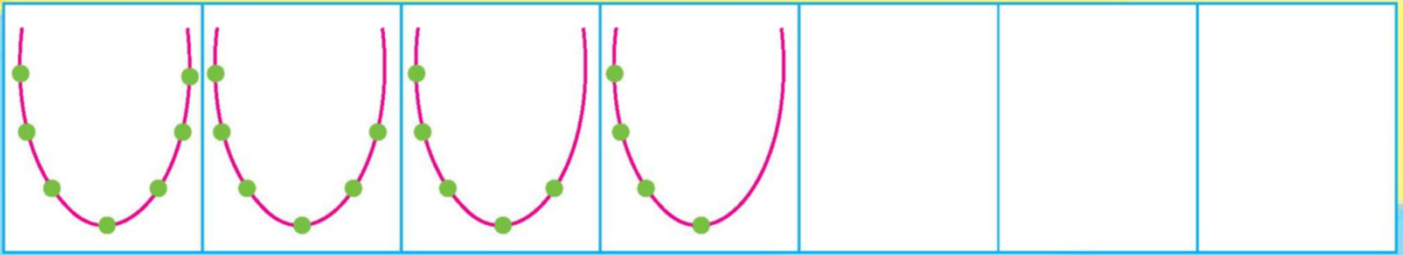
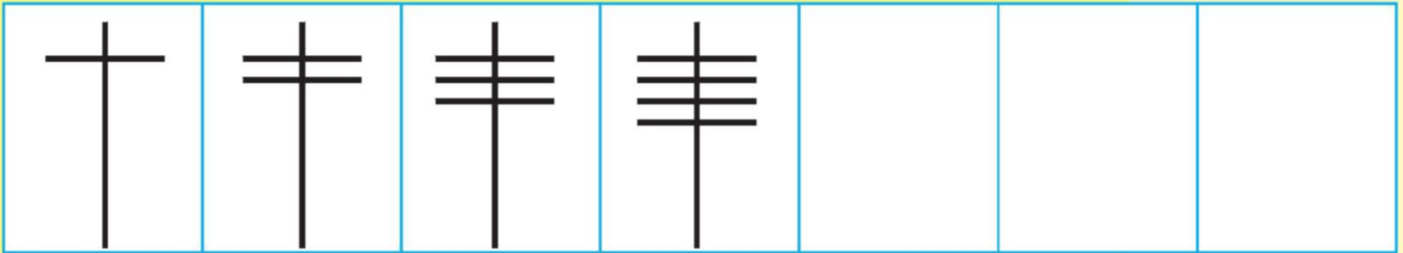
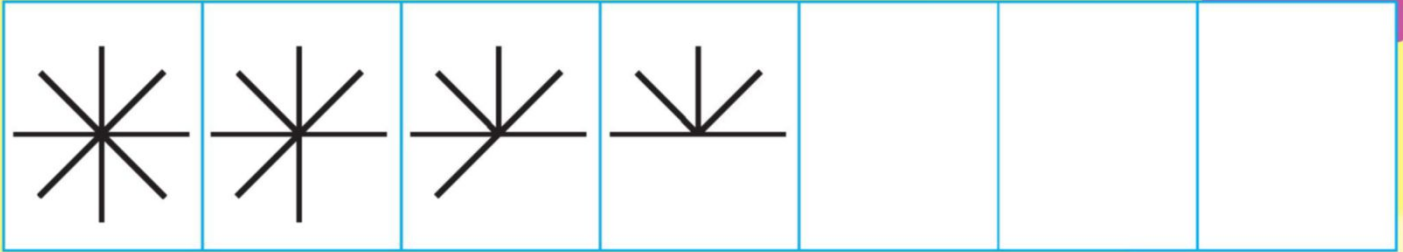
Colour the picture with pencil colours.



# MATH magic




Complete the patterns given below.



# PLANE SHAPES





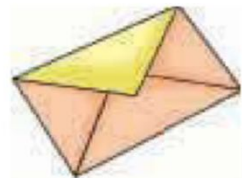

1. Tick (✓) the squares. Cross (✗) the rectangles.



2. Fill in the blanks.

- A square has \_\_\_\_\_ sides and \_\_\_\_\_ corners.
- All sides of a square are \_\_\_\_\_ (equal/not equal).
- A rectangle has \_\_\_\_\_ sides and \_\_\_\_\_ corners.

3. Tick (✓) the objects in shape of a square. Cross (✗) the objects in shape of a rectangle.




# COLOUR CONTEST

**Surfing**



This little boy is enjoying surfing on the sea waves. Colour the picture brightly with pencil colours.



# Crafty Snake *Fine* FINGERS

Make the amazing looking snake by following the given steps.



1. Take required materials:  
Green and yellow chart papers, sketch pens, wobbly eyes.



2. Draw the given shape and cut the paper.



3. Paste both the parts together and make a vertical crease at the centre.



5. Paste the two yellow strips vertically and make crease. Put the green base of the snake over the yellow folded strip and cut the yellow strip slightly bigger than green.



6. Draw the marks on yellow strip as shown.



4. Cut the white circles and colour them blue. Then paste wobbly eyes on them.



8. Make a tongue using a red paper. Use a toothpick to curl the tongue.



9. Now paste the yellow cutout over the green strip so that it is completely covered.



7. Cut with the marks as shown.




10. Paste the tongue and wobbly eyes on it. Draw the nose and the snake is ready to play with.

# EDU HUB TIMES COVERAGE

## Visit to Don Bosco Ashalyam and its Reflections

Grade VI students of JM International School learnt their lessons of empathy at DON BOSCO ASHALAYAM ( the home for homeless kids) under SAHYOG, our community outreach segment. Our children learnt it through a life-changing experience of spending a day with the ASHALAYAM kids- talking, singing, acting, dancing, playing keyboard , sharing books, dresses, toys, drawing books, slates, pencils & crayons.

Not just that but children also reflected upon their memories and valuable lessons with other students and teachers in school's OPEN-HOUSE through a group discussion, documentary & street play.



# J. M. International School, Dwarka





# EDU HUB

## PUBLISHING CO.



**NEW** **R** **Revised**  
**Reduced**  
**rates**

- School Books
- Charts
- Magazine
- E-learning
- General Books
- Library Books
- Encyclopedias
- Fiction/Biographies

## Subscription Form

Subscription @ ₹50/- per month, per class.

Name: \_\_\_\_\_ Class & Sec: \_\_\_\_\_ Mobile No: \_\_\_\_\_ Duration: \_\_\_\_\_  
 Email: \_\_\_\_\_ School (Name & Address): \_\_\_\_\_  
 Postal Address: \_\_\_\_\_  
 Pin Code: \_\_\_\_\_ City: \_\_\_\_\_ State: \_\_\_\_\_

### PAYMENT OPTIONS

I am paying ₹ \_\_\_\_\_ by Cheque/DD \_\_\_\_\_ Dated \_\_\_\_\_  
 I have deposited cash ₹ \_\_\_\_\_ at Canara Bank/SBI Branch \_\_\_\_\_ on \_\_\_\_\_

RTGS Details  
 • Canara Bank, Raja Garden, Najafgarh Road, New Delhi - 110015, A/c No: 2019214000013, RTGS Code: CNRB0002019.  
 • State Bank of India, Darya Ganj, New Delhi-110002, A/C No. 35874701310, IFS/RTGS Code: SBIN0001270  
 • Kotak Mahindra Bank, Netaji Subhash Marg, New Delhi-110002, A/c No-1511999548, RTGS Code- KKBK0000219



Postal Address : Edu Hub Publishing Company, 4809-11, 24, Ansari Road, Darya Ganj, New Delhi-110002.

Subscribe @ [www.eduhubpub.com](http://www.eduhubpub.com), email: [magazine@eduhubpub.com](mailto:magazine@eduhubpub.com)        . Call +91 95550 88888, +91 9654 003 003.

Click & mail your entries from the marked pages @ [magazine@eduhubpub.com](mailto:magazine@eduhubpub.com) to win exciting prizes.